



Lesson 2- Family

Family – Part 1 and 2	
Level	One
Brief Description	Introducing various family relationships
Duration	2- 2.5 hours (2 days)
Learning Objectives	<ul style="list-style-type: none"> Enabling the children to converse about their family members Simple Sentence Construction.
Preparation Material (soft copy)	You tube Videos -2 (optional)

Note: 1. We should concentrate on speaking, rather than trying to correct the spelling or writing skills of children. Children should be comfortable speaking English in the end.

2. Always make use of things kids know. Use examples that are familiar to them.

Family Story Board- Day 1			
Sections	Time	Sections	Time
A1	10 mins	Buffer	10 mins
B1	10 mins	Re-Assessment	Self-Introduction to each other, along with number of members in the family
C1	25 mins	Family Picture	Family members and introduce comparison degrees... tallest, shortest, fattest, oldest, youngest, younger, older etc.
D1	15 mins	Game 1 or Game 2	Post Assessment/ Revision
	60 minutes		
Family Story Board- Day 2			
Sections	Time	Content	Remarks
A2	10 mins	Buffer	
B2	5 mins	Revision	
C2	10 mins	New Family Terms	Names of the Family Members- Introduce- Cousin, Grandson, Grand Daughter, Parents, Grand Parents
D2	15 mins	Video on Family/ Drawing	Draw hand outline and name each finger
E2	10 mins	Story	The Giving Tree, Making Relations special, The power of prayer, Shravan, the dutiful son, Caring for elders
F2	10 mins	Post Assessment	Revision
	60 minutes		



Lesson 2- Family

Family Story Board- Day 1			
Sections	Time	Content	Remarks
B1	10 mins	Pre - Assessment	Self- Introduction to each other, along with no. of members in the family

Activity- The children introduce themselves and ask their neighbour students the question.

- Introduction.... My name is _____ what is your name? I have _ members in my family.

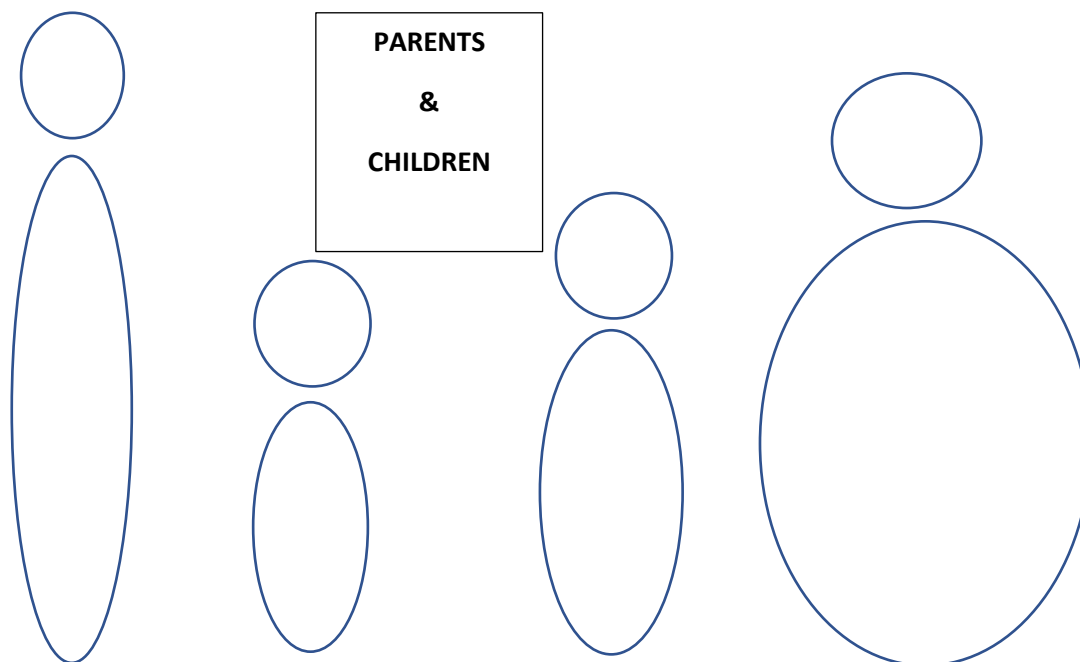
Evaluate if most of the children have understood the concept before beginning this story board.

Family Story Board- Day 1			
Sections	Time	Content	Remarks
C1	30 mins	Family Picture	Family members and introduce comparison degrees... tallest, shortest, fattest, oldest, youngest, younger, older etc.

Activity-

1. Draw stick figures on the blackboard and name them as father, mother, son and daughter. Ask the children to draw the same in plain sheets. They can name their family members

Family Picture and Degree of Comparison



Father	Son	Daughter	Mother
Arul	Kiran	Rakhi	Pratibha
Biggest	Smallest		
	Brother	Sister	
33 years old	7 years old	10 years old	30 years old
Eldest	Youngest		
	Younger than	Elder than	
6 ft	3 ft	4 ft	5 ft
Tallest	Shortest		



Lesson 2- Family

2. Introduce the concept of “Parents” where, father and mother together are called Parents. Explain Brother and Sister. Also explain the word ‘Siblings’- Brothers and Sisters together
3. Now introduce the concept of Elder, Younger eg. Elder brother(Anna) and younger brother (Tamma) OR elder sister (Akka) and younger sister (Tangi). Explain that in English language, we only add “Elder or Younger” to the relationship.
4. If time permits, introduce the concept of Degrees of comparison using
 - Young, Younger, Youngest.
 - Old, Older, Oldest.
 - Tall, Taller, Tallest.
 - Short, Shorter, Shortest.
 - Big, Bigger, Biggest
 - Small, Smaller, Smallest

Family Story Board- Day 1			
Sections	Time	Content	Remarks
D1	15 mins	Game 1 or Game 2	Post Assessment/ Revision

Activity- Play any one version of the games below, to evaluate, if the children have understood the family concepts, you have thought today.

Activity-1

The teacher begins by calling out the name of a student and asking a question “What is your mother’s name?”. The student answers correctly using a complete sentence... “My mother’s name is _____”

The teacher repeats this with other students, changing the questions to other family member names, or no of family members. The teacher can also use the above figures to form new questions.

This will improve the sentence making skills of the students, while learning words related to family.

Activity-2

Give each student a number. For eg. Ganesh is 1, Praveen is 2, Savitha is 3, Shradhha is 4 ,..... etc.

The teacher begins by saying the title of a family member(eg Mother) and calling a random number from the above list. The student that has the number must say a different title of a family member (eg. Aunty) and then call out another random number from the above list. Remember, we cannot call out the same title one after the other. This continues until a student whose number is called out cannot immediately think of a family member title, and that student is then “out.” He must leave the activity. This continues at a rapid pace until there is just one student left. That student is the winner. Students of all ages enjoy this fast-paced game.

END OF STORY BOARD 1



Lesson 2- Family

Family Story Board- Day 2			
Sections	Time	Content	Remarks
B2	10 mins	Revision	

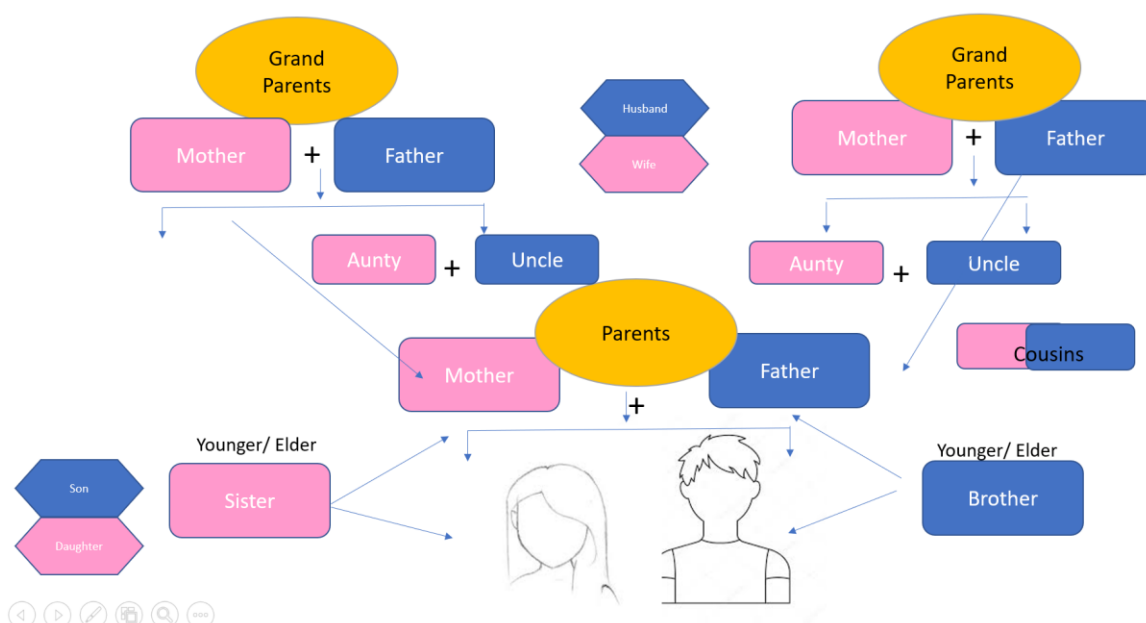
Activity

Draw a family tree on the board and ask children to fill in the relations. Start with the outline of a girl/ boy. "This is me". Then draw Boxes to represent "Mother and Father". Ask the children

- Who is he? "He is my father"
- Who is she? "She is my mother"
- Who are they? "They are my parents"
- Who is he? "He is my brother"
- Who is she? "She is my sister"
- I have an elder sister/ brother
- I have a younger sister/ brother

(Please note--You have just introduced pro nouns to the children)

Evaluate if most of the children have understood the concept before continuing the part 2 of the story board.



Family Story Board- Day 2			
Sections	Time	Content	Remarks
C2	10 mins	New Family Terms	Names of the Family Members- Introduce- Cousin, Grandson, Grand Daughter, Grand Parents

Activity-

Continue with the above chart and introduce the concept of Cousins, Grandson, Grand Daughter, Grand Parents etc.

Continue using pronouns, so that the children instinctively, follow gender-based pronouns such as he/ she

Lesson 2- Family

- Who is he? “He is my grandfather”
- Who is she? “She is my grandmother”
- Who are they? “They are my grandparents”
- Who is he? “He is my uncle”
- Who is she? “She is my aunty”
- Who are they? “They are my cousins”
- I have an elder / younger cousin

Family Story Board- Day 2			
Sections	Time	Content	Remarks
D2	20 mins	Video on Family/ Drawing	Draw hand outline and name each finger

Activity 1-You Tube Video

Download the video from Youtube and play it to the children. The video is also available in the google drive under the course folder “Lesson2- Family→Family members tree”

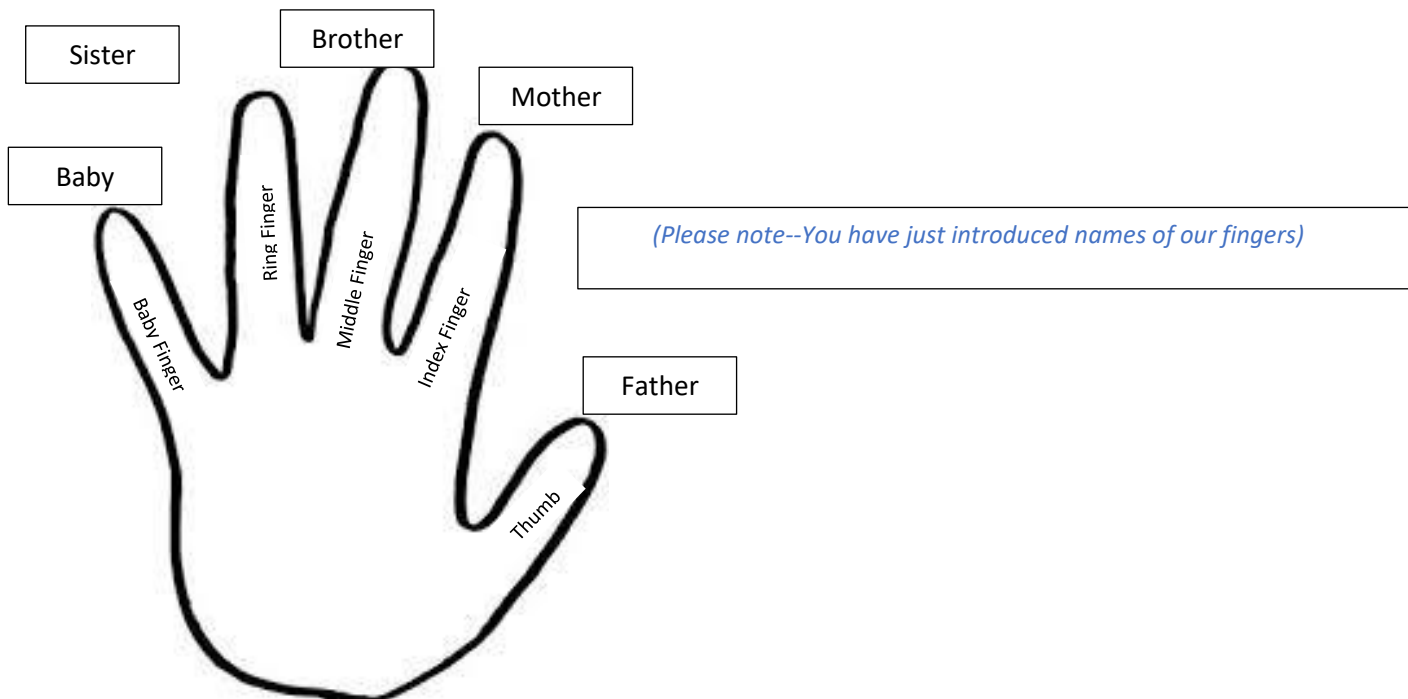
Prep <https://www.youtube.com/watch?v=FHaObkHEkHQ>

After the video, revise the names of the relations again. Stress on He/ She/ They

Alternative Activity 2- Download the video from Youtube and play it to the children. The video is also available in the google drive under the course folder “Lesson2- Family→The Finger Family Song”

Prep <https://www.youtube.com/watch?v=3xqqj9o7TgA>

Place your left palm flat on the blackboard and draw the outline of your hand. Now name each finger as follows. Ask the children to do the same in their books





Lesson 2- Family

Family Story Board- Day 2			
Sections	Time	Content	Remarks
E2	10 mins	Story	The Giving Tree, Making Relations special, The power of prayer, Shravan, the dutiful son, Caring for elders

Activity – Share any one of the below stories, Summarize the values that we have learnt from the stories. For Eg-

- Respect our elders
- Help our parents
- Listen to our parents
- Take care of our older parents and Grand parents
- Pray for our family

Stories –

i. The Giving Tree

Once upon a time, there lived a big mango tree. A little boy loved to come and play around it every day. He climbed to the tree top, ate the mangoes and took a nap under the shadow... He loved the tree and the tree loved to play with him.

Time went by, the little boy grew older and he no longer played around the tree. One day, the boy came back to the tree with a sad look on his face. "Come and play with me," the tree asked the boy.

The boy replied "I am no longer a kid; I don't play around trees anymore. I want toys. I need money to buy them." "Sorry, I don't have money... but you can pick all my mangoes and sell them, so you will have money." The boy was so excited. He picked all the mangoes on the tree and left happily. The boy didn't come back. The tree was sad.

Years passed, the boy who had now grown into a man returned. The tree was so excited. "Come and play with me," the tree said. "I don't have time to play. I have to work for my family. We need a house for shelter. Can you help me?"

"Sorry, I don't have a house, but you can chop off my branches to build your house." So, the man cut all the branches off the tree and left happily. The tree was glad to see him happy, but the man didn't come back afterward. The tree was again lonely and sad.

One hot summer day, the man returned, and the tree was delighted. "Come and play with me!" The tree said. "I am sad and getting old. I want to go sailing to relax myself. Can you give me a boat?"

"Use my trunk to build your boat. You can sail far away and be happy." "So, the man cut the tree trunk to make a boat. He went sailing and didn't come back for a long time.

Finally, the man returned after sailing for so many years. "Sorry, my boy, but I don't have anything for you anymore. No more mangoes to give you." The tree said. "I don't have teeth to bite," the man replied. "No more trunk for you to climb on." "I am too old for that now," the man said. "I really can't give you anything, the only thing left is my dying roots," the tree said with sadness. "I don't need much now, just a place to rest. I am tired after all these years," the man replied. "Good! Old tree roots are the best place to lean on and rest. Come sit down with me and rest." The boy sat down, and the tree was glad and smiled.



Lesson 2- Family

Moral: The tree in the story represents our parents. When we are young, we love to play with them. When we grow up, we leave them and only come back when we need help. Parents sacrifice their lives for us. Never forget their sacrifices. Give them Love and Care before it's too late.

ii. Making Relations Special

There was a little boy whose parents worked very hard. The parents worked hard so that they never lacked anything in life. The mother would finish a long day's work in the office and come back home to cook dinner for the family. On one such day the mother placed a plate of extremely burnt bread for them to eat. The mother apologized for burning it, but the boy absolutely hated it. Much to his surprise, the father smiled at his wife and thanked her for the delicious meal.

The next day, for dinner, the soup that was made had no salt. His mother hurriedly added salt when he complained about it, but his father quietly ate his soup saying it is just fine the way it is.

A few days later, when the mother had accidentally burnt a few biscuits which she served them for dinner, the boy waited for his father to notice it. Yet, all his dad did was to reach out for the biscuit and smilingly talk to the mother. The little boy watched his father smear butter and jelly on that biscuit and eat every bite!

When he got up from the table that evening, he heard his Mom apologize to his dad for burning the biscuits. And his dad simply said: "Honey, I love burned biscuits."

Later that night, when he went to kiss Daddy good night, he asked him if he really liked his biscuits burned. The father lovingly wrapped his son in his arms and said, "Your Momma put in a hard day at work today and she's real tired. And besides – a little burned biscuit never hurt anyone!"

Moral: Life is full of imperfect things and imperfect people. WE have to learn to accept each other's faults. This is the most important key to creating a healthy and lasting relationship.

iii. The Power of Prayer

In a tiny village at the base of a mountain, lived a poor couple with two daughters. The elder girl was called Rosie and her younger sister was Joe. Like all young children, they had several wishes too. They loved dolls, pretty clothes, sweets and a whole lot of other things. So they each decided to pray to god to grant them what they wanted.

They first prayed for a cute doll. The next morning Rosie woke up to find a doll kept beside her pillow and was overjoyed. Joe on the other hand never received a doll. After a week, they now wanted to pray for some pretty clothes to wear. The very next day, Rosie's closet was filled with beautiful dresses and frocks while Joe hadn't received a single piece of cloth. Rosie then prayed for many sweets of different kinds and to her overwhelming happiness, all her wishes were granted. But Joe still had not received anything.

Rosie, having got all that she'd asked for happily played with her doll, wearing pretty clothes and ate up all the sweets. She spared none for Joe and hated her for her bad luck. She proudly declared that she was more worthy than Joe and hence she'd received all the wonderful things.



Lesson 2- Family

While she was brimming with pride, Rosie heard a voice from the heavens which asked her, "Why are you greedily taking everything only for yourself and why are you not sharing it with your sister?"

Rosie replied, "My blessings are mine alone, since I was the one who prayed for them. Her prayers were all unanswered and so she does not deserve anything." "You are mistaken!" the voice rebuked her. "She had only one prayer, which I answered. If not for that, you would not have received any of my blessings."

"Tell me," the Rosie asked the voice, "What did Joe pray for that I should owe her anything?" "She prayed that all your prayers be answered "

Moral: For all we know, our blessings are not the fruits of our prayers alone, but those of another person praying for us. Value your family; don't leave your loved ones behind.

iv. Shravan, the Dutiful Son

Long, long ago in ancient India, there once lived a young boy named Shravan. His parents were very old and blind. Shravan had devoted his life to serving his blind parents. He took care of each and every wish of his parents. Shravan's whole life revolved around serving his parents.

Once his parents said to him, "Son, we are old and do not have much time to live. Before we die we wish to go on a pilgrimage to Bharat's holy places."

Shravan agreed at once to fulfill their wish. He made carried them in two baskets slung at the ends of a wooden pole. He carried the pole on his shoulder and they left on the pilgrimage. Shravan was so devoted to his parents that he did not feel their weight.

A few months later, they reached the outskirts of Ayodhya, the holy birthplace of Shri Ramchandra Bhagwan. Shravan's parents were very thirsty. Shravan put the pole on the ground. He took a water pot to fill the river Saryu flowing nearby.

As he bent down to fill pot, an arrow pierced his chest. King Dashrath had hit him by accident. The king was in the forest hunting for a deer. In the fading light of the dusk he mistook Shravan for a deer because of the gurgling sound from the pot.

As soon as the arrow hit him, Shravan cried out in agony. Dashrath realized his mistake and he ran to the young boy. Shravan was lying in a pool of blood. He was hit badly in the chest. Dashrath was immensely pained at the sight and asked forgiveness.

Shravan told him, "My old parents, are very thirsty. Please take this water to them and quench their thirst." After saying this he died. Dashrath took the water to the blind couple. He told them about his mistake and about their dear son's accidental death.

The parents were very sad to hear this and wished to be taken to Shravan. Dashrath carried the pole and took them to the body. The old couple grieved at their son's death. Dashrath bowed at their feet and begged for forgiveness.

Shravan's Father said, "King, we do not want to curse you, as the power to curse is only in God's hands. But we can see your future. As we shall die shortly longing for our son, you too shall die longing for your son." Soon they died, longing for their dear son. The couple's words later turned out to be true for Dashrath. He, too died, longing for his son Shri Ram.



Lesson 2- Family

Moral: We must all live as Shraavan did. We must love our parents beyond any other thing in the world and be sincere in our service, dutiful and devoted to our parents.

v. Caring for Elders

Once in very, very olden times, the people of Romania thought that the old people are an unnecessary encumbrance. They are weak and old and are unable to do any work. What is the use of keeping such people? They have already lived their life time. So they decided to kill all the old people in the country. All the old people above the age of fifty were ordered to be killed. Lots of wise and old people were killed and a storehouse of wisdom, knowledge and experience was destroyed.

A young man had a great love and respect for his father. He did not want him to be killed. He hid him in a cellar and took good care of him. He always consulted his father in the time of difficulty and trouble. Nobody knew that the old man was living.

As the years passed terrible draught overtook the country and brought famine in its wake. The people had a lot of sufferings, troubles and sickness. The stores of food grains were fully exhausted. They did not have a single grain of seed to sow in the land. They were helpless to solve this problem. Everybody looked worried.

The old man saw everything from his cellar. He asked his son the cause of his worry. The son told him about the problem the country was facing. The old man thought for a while and then said. "Don't worry, my son! Don't tell it to any one for the time being. Take your plough and plough up the lane in front of your house, then turn it over." The son did just as his father had advised. The rains came, and wheat, barley, oats and beans began to sprout out of the ground at some places. Soon the news spread about this unheard thing. The people were surprised to see a man reaping when he had not sown anything. The old man had advised his son to do so, because he knew from his experience that when the people bring their crop home many seeds drop on the ground in the way. He was sure that some seeds may be lying unnoticed in the lane in front of his house. He was proved right. Soon the king summoned the boy to know the secret of his wisdom. After a lot of hesitation, the boy told the king that his old father had advised him to do so. The king was wonderstruck at the wisdom of the old man. He asked the boy to bring his old father to the court, because he wanted to reward him. After all, the old man had saved the life of the whole nation by his great advice.

After this incident the people of that country did not kill their old people. They loved and respected them. They treated them as a valuable treasure for the nation.

Moral: You must love and respect your old people. Your parents and grandparents need your love and care. Besides the physical care the old people need your company. Sit with them and give them your company. Keep your elders well and cheerful, if you want their guidance and earn their blessing in life.

Family Story Board- Day 2			
Sections	Time	Content	Remarks
F2	10 mins	Post Assessment	Revision

Activity-



Lesson 2- Family

Divide the class into groups and ask the children to name their groups, as per any theme. Group names have to be in English.

Now, run a quiz, with opposite genders

- Uncle- Aunty
- Mother- Father
- Brother- Sister
- Grand Mother- Grand Father
- Wife- Husband
- Son- Daughter

Father+Mother= Parents

Grand Father + Grand Mother= Grand Parents

END OF STORY BOARD 2